Windmill

Difficulty :

Pieces : ~59

Age : +7

Duration : ~25 min



1



Stand 12 planks up in a circle, with a small gap between each one. This is the bottom of the windmill tower.

2

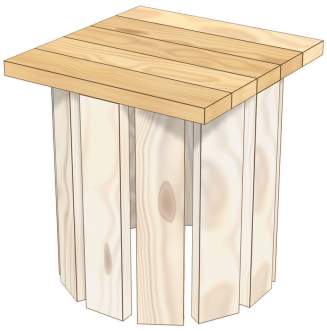

Cover the ring with 5 flat planks, side by side. This floor carries everything else: check that it is nice and level.

3

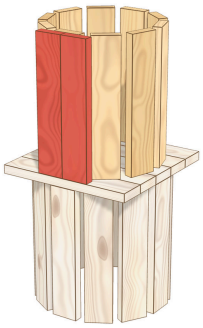

On the floor, stand a slightly smaller ring of 10 planks. In front, stand 2 red planks side by side: this is the bottom sail.

4



Cover the second ring with 4 flat blue planks. In front, lay a black plank flat, just above the red sail.

5



In the middle of the floor, lay 2 black planks on their edge, one on the other, sticking out a little in front. This is the axle, the part a real windmill's sails turn around.

6

SUPER !



On each side of the axle, stack flat blue planks, narrower and narrower, like a staircase. Finish with one flat plank and one on its edge at the top.

WOODELS
BUILDING IMAGINATION

Windmill



7



On each side of the axle, lay 2 red planks on their edge, one on the other. Hold them, lay the black plank across on top, then stand the 2 red planks of the top sail.

BRAVO!