Two towers and their arch

Difficulty :

Pieces : ~176

Age : +8

Duration : ~45 min



1

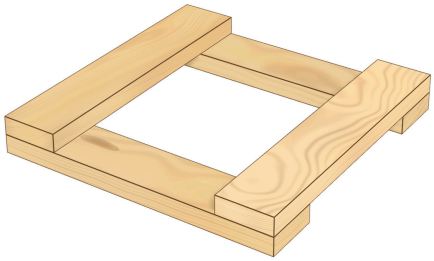

Lay 2 planks flat, parallel, with room for 3 planks between them. Lay 2 more planks across them, one at each end. This is the square the 2 towers will grow from.

2

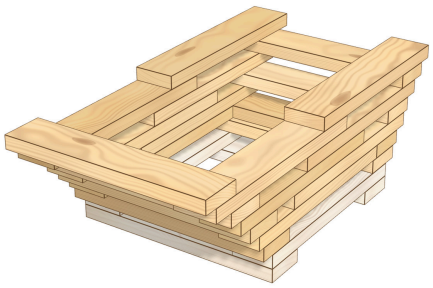

Build 7 floors. On the 1st, 2 planks running like the first row, a little further apart. Then 3 per floor: 2 across and 1 lengthwise, laid a little further out, on one side then the other. The square stretches.

3

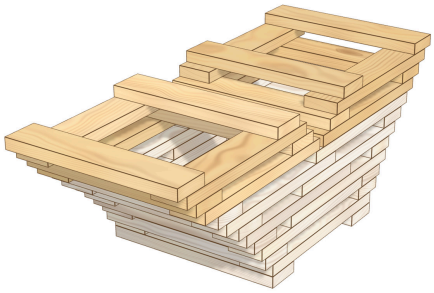

Lay 4 planks across, 2 for each future square, then 4 lengthwise on top: the rectangle turns into 2 squares side by side. Build these 2 floors once more. There are your 2 towers!

4

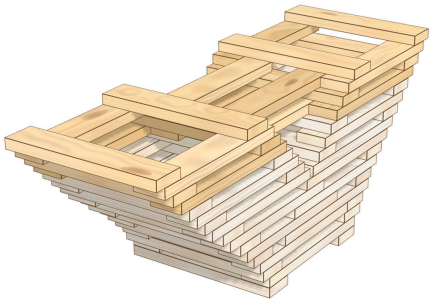

On each floor, move each tower out by one plank's thickness. Every other floor, lay the arch: 2 planks across the middle, resting on both towers, like a little bridge. 4 floors, 20 planks.

5

x12



The towers stop moving apart. Build 12 floors, taking turns: 1 floor of 6 planks across, 4 for the towers and 2 for the arch, then 1 floor of 4 lengthwise.

6

SUPER !



Do the opposite of step 4: on each floor, move each tower in by one plank's thickness, still laying the arch every other floor. 4 floors, 20 planks.

WOODELS
BUILDING IMAGINATION

Two towers and their arch



7



Build 4 floors with no arch: the 2 squares meet and become a single rectangle again. You need 15 planks, 4 per floor, then 3 for the last one.

8



Build the first floors again in reverse: the rectangle narrows down to the small starting square, 21 planks over 8 floors. Your 2 towers grew from a square and close back into one!

BRAVO!