# Tree (2D)

Difficulty :

Pieces : ~27

Age : +4

Duration : ~10 min



## 1



Lay 6 planks flat in 2 rows of three, pressed together. This is the trunk of your tree.

## 2

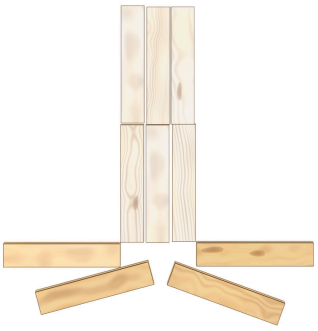

At the foot of the trunk, lay 4 planks spreading out to each side. These are the roots, which hold the tree in the ground.

## 3

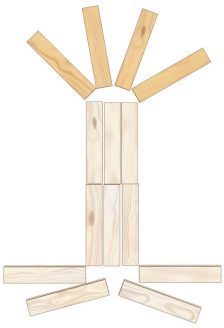

At the top of the trunk, lay 4 planks fanning out, like the fingers of an open hand.

## 4



Go around the top of the tree with 9 planks laid end to end. This is the foliage, the big crown of leaves.

## 5



Slide the last 4 branches in between the first ones, inside the crown. Your tree is finished!

BRAVO!

WOODELS
BUILDING IMAGINATION