Snowflake (2D)

Difficulty :

Pieces : ~24

Age : +3

Duration : ~5 min



1

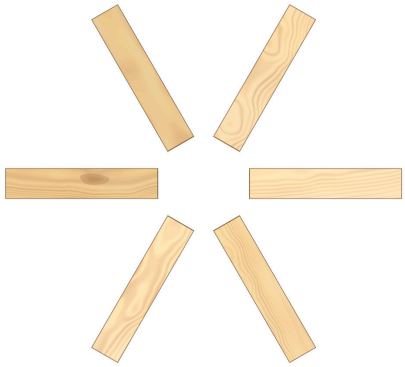

Lay 6 planks flat in a star, like the spokes of a wheel, without letting them touch in the middle. This is the heart of the snowflake.

2



At the end of each spoke, lay a 2nd plank in line with it. Your snowflake now has 6 big arms.

3



Near the middle of each arm, lay one plank at an angle, on one side only, pointing outwards.

4

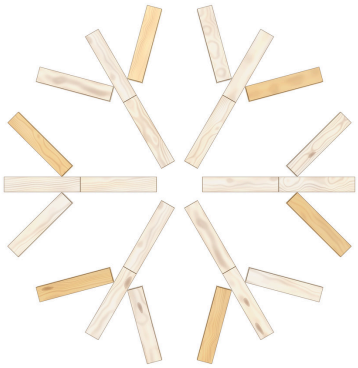

Do the same on the other side of each arm: every arm opens into a V. Your snowflake is finished!



BRAVO!

WOODELS
BUILDING IMAGINATION