Snail

Difficulty :

Pieces : ~20

Age : +3

Duration : ~5 min



1



Lay two planks flat, end to end, then one angled plank at each end, tipped upwards.

2

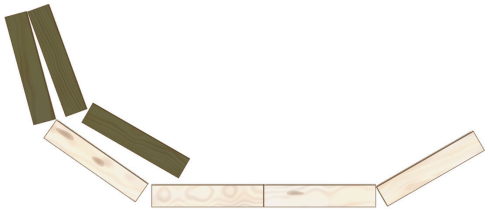

On the left, build the neck: two nearly upright planks side by side, and a third at an angle to join it to the body.

3

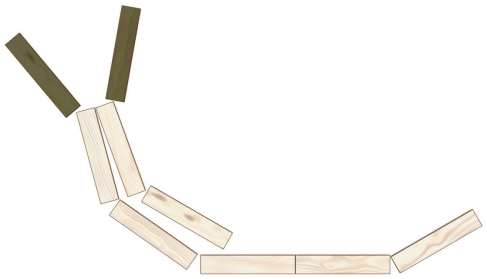

At the top of the neck, lay two planks spreading into a V. These are your snail's antennae.

4

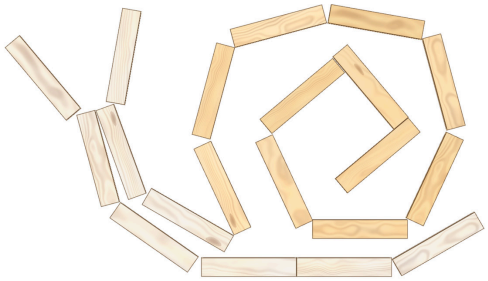

Lay eleven planks end to end, turning from the wide outer loop towards the centre. Your spiral shell is finished!



BRAVO!

WOODELS
BUILDING IMAGINATION