Sheep (2D)

Difficulty :



Pieces : ~30

Age : +3

Duration : ~5 min

1



Start with the sheep's body. Line up 12 planks vertically, pressed tightly against one another, to form a large rectangle lying down.

2



Now lay 4 planks horizontally over the body: two right at the top for the back, and two right at the bottom for the belly. They hold all the vertical planks together.

3

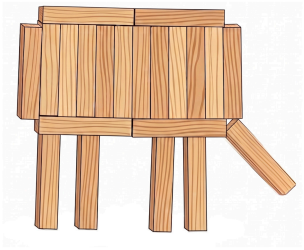

Stand 4 planks under the belly to make the sheep's legs. Then add 1 tilted plank at the back of the body for the tail.

4

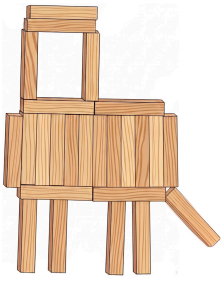

On the left-hand side of the back, stand 2 planks to make the sides of the head. On top of them, add 2 planks lying flat to close the head off.

BRAVO!

5



To finish, add 2 planks tilted upwards, right at the top of the head, to make the ears. And there you go, your sheep is done!

WOODELS
BUILDING IMAGINATION