Simple tower

Difficulty :

Pieces : ~30

Age : +3

Duration : ~5 min



1



It all starts on the floor. Take 5 planks and lay them flat on the ground, side by side, to form a good stable square.

2

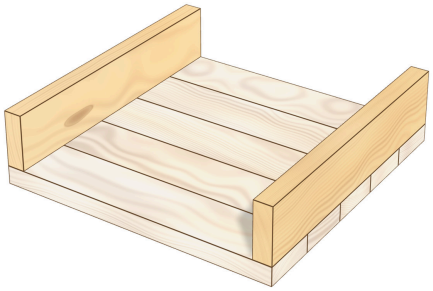

On two sides of your base, stand a plank on edge, upright, square to the ground.

3

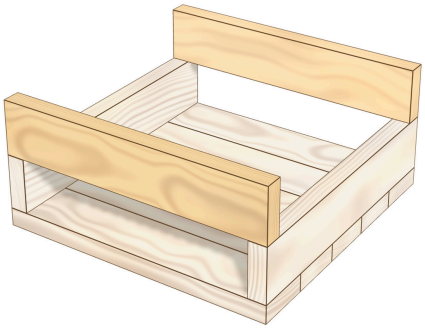

Do the same on the two remaining sides: stand two more planks on edge, at right angles to the first ones.

4



Time to climb! Repeat steps 2 and 3, switching direction with every row.

5



Once your tower has reached the height you want, it's time to close it off. Lay planks flat, one next to the other, to make a solid ceiling. Just as with the base, 5 planks are enough!

6

BRAVO!



To finish, stack the last 7 planks, shifting each one slightly, like the steps of a staircase narrowing towards the top.

WOODELS
BUILDING IMAGINATION