Hourglass

Difficulty :



Pieces : ~76

Age : +6

Duration : ~20 min

1

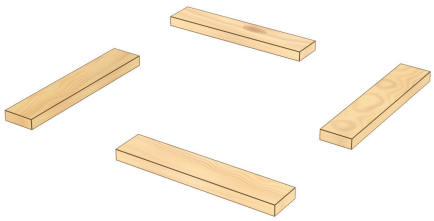

Lay 4 planks flat in a square, each one shifted towards a corner: this is a pinwheel, 4 planks holding hands as they turn. For now, they do not touch.

2

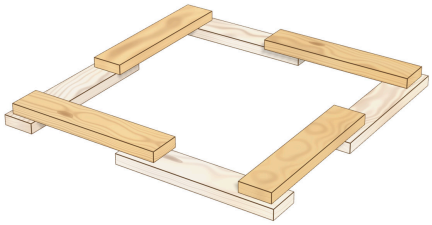

Lay 4 planks on the first floor, in a pinwheel turning the other way. Each one sits across 2 planks below, and steps in by half a plank's thickness towards the centre.

3

x4

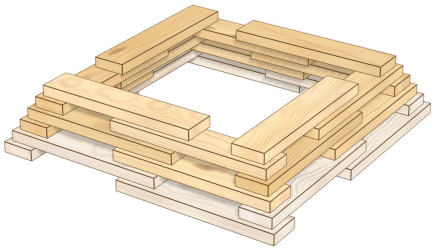

Build 4 more floors, 4 planks per floor. On each floor, switch the pinwheel's direction and step in by half a thickness towards the centre. The hourglass starts to narrow.

4

x4

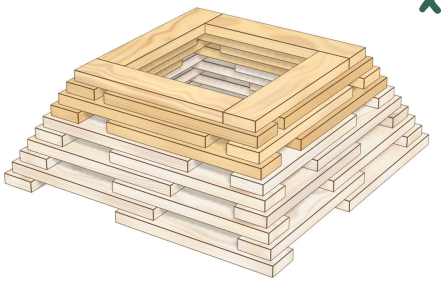

Carry on like this for 4 floors, still stepping in a little. The 10th floor is the narrowest: this is the neck, the thin waist of the hourglass where the sand runs through.

5

x4

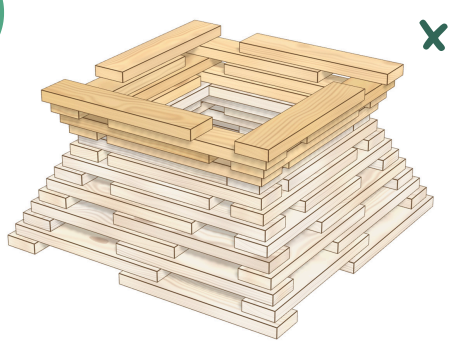

Now do the opposite: on each floor, step out by half a thickness, still switching the pinwheel's direction. Build 4 floors like this, 16 planks.

6

BRAVO!

x5

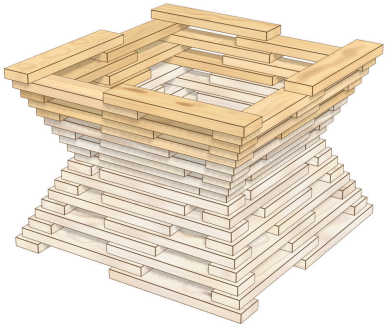

Finish with 5 floors that keep widening. The last one is just like the very first: your hourglass is the same at the top and the bottom, like in a mirror!

WOODELS
BUILDING IMAGINATION