# Four towers and their arches

Difficulty :

Pieces : ~388

Age : +10

Duration : ~90 min



## 1

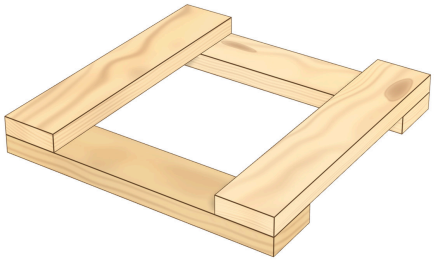

Lay 2 planks flat, parallel, with room for 3 planks between them. Lay 2 more planks across them, one at each end. The whole model will grow from this small square.

## 2

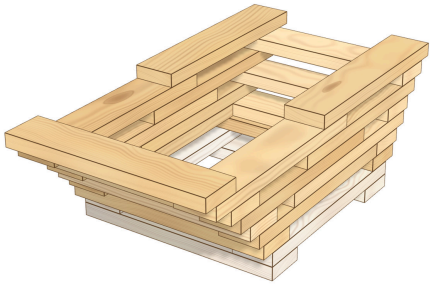

Build 7 floors. On the 1st, 2 planks running like the first row, a little further apart. Then 3 per floor: 2 across and 1 lengthwise, laid a little further out, on one side then the other. The square stretches.

## 3

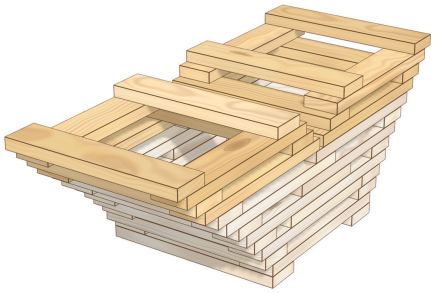

Lay 4 planks across, 2 for each future square, then 4 lengthwise on top: the rectangle turns into 2 squares side by side. Build these 2 floors once more. There are your first 2 towers!

## 4

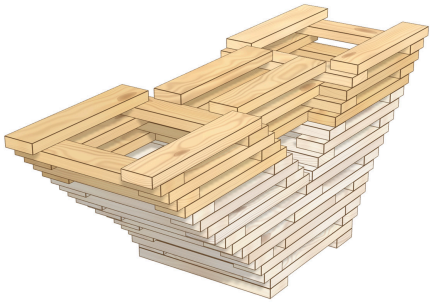

On each floor, move each tower out by one plank's thickness. Every other floor, lay the arch: 2 planks across the middle, resting on both towers, like a little bridge. 5 floors, 26 planks.

## 5

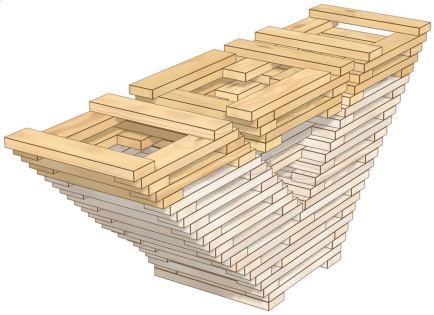

On the arch, lay 2 planks lengthwise: this is the start of a 3rd tower, in the middle. It grows like your very first square, and 2 arches link it to its neighbours. 5 floors, 38 planks.

## 6

SUPER !



The middle tower slides and splits in turn, as in step 3. On the 6th floor of this step, lay 8 planks lengthwise: you now have 4 towers! 50 planks in all.

WOODELS
BUILDING IMAGINATION

# Four towers and their arches



## 7

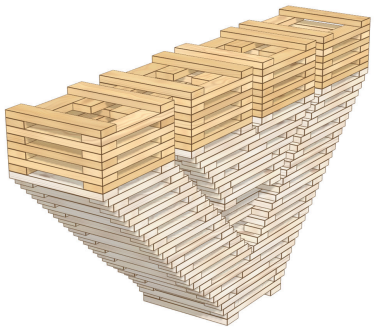

x8

Build 8 floors, taking turns: 1 floor of 14 planks across, 8 for the towers and 6 for the 3 arches, then 1 floor of 8 lengthwise.

## 8



Do step 6 in reverse: the 2 middle towers come closer and become a single tower again, standing on the arch. 5 floors, 42 planks.

## 9



Carry on with step 5 in reverse: the middle tower narrows down to its first 2 planks on the arch. You have 2 towers left. 5 floors, 38 planks.

## 10



On each floor, move each tower in by one plank's thickness, with the arch every other floor, then build 2 floors with no arch. 8 floors, 38 planks.

BRAVO!

## 11



The 2 towers meet, then the rectangle narrows down to the small starting square: 28 planks over 10 floors. Your model is the same at the top and the bottom, like in a mirror!

WOODELS
BUILDING IMAGINATION