Ferry

Difficulty :

Pieces : ~199

Age : +8

Duration : ~60 min



1

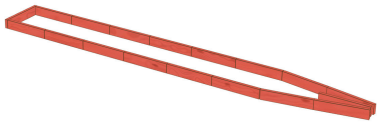

Lay the first plank at the back: it sets the width of the hull. Then add 6 planks on each side, perpendicular to it. Add 2 planks on each side, slanting towards the centre, to shape the bow, the tip of the ferry (without closing it!). Slide one last plank into the middle of the bow, on edge as well.

2



Add a second and a third row to the hull: 2 rows of 18 planks, exactly like the first one, so 36 planks in all.

3

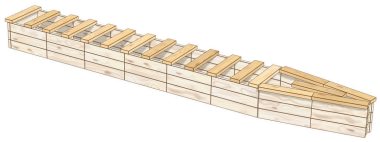

Lay 13 planks flat, perpendicular to the hull (stop before the bow), from one side to the other, about every half plank: these are the crossbars, they hold the 2 sides together. Cover the bow with 5 flat planks, in the same direction as the planks below.

4



Stand a last row of 18 planks on edge, as in the first 3 steps: this is the sheer strake, the belt running around the ferry.

5



At the back, lay 4 planks flat side by side, perpendicular to the hull, and 6 at the front (before the bow): these are the decks, the floors of the ship. Cover the bow again with 5 sticks laid flat, but this time leave the middle empty.

6

SUPER !

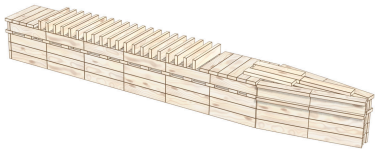

In the middle, between the decks built in the previous step, stand 20 planks on edge, perpendicular to the hull. Space them by the thickness of 2 planks (their thickness on edge): these are the windows. At the front, lay 4 planks flat on the deck: one that finally joins the 2 sides of the bow, 1 just behind it (laid on the front deck), and 1 on each side of that one.

WOODELS
BUILDING IMAGINATION

Ferry



7

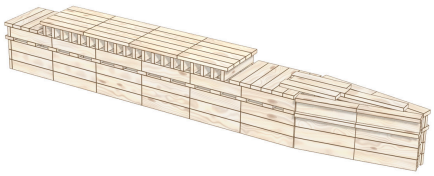

Cover the windows with 20 planks laid flat to make a roof, along the ship. This ceiling is made of 5 planks side by side, repeated 4 times to cover all the passenger windows.

8

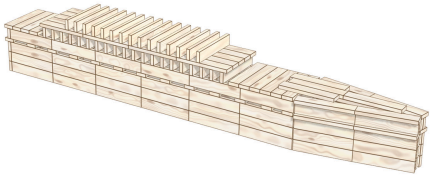

Build windows again, this time with 15 planks, still on edge. Place the first window from the 3rd window of the lower deck, counting towards the front: this is the upper deck.

9

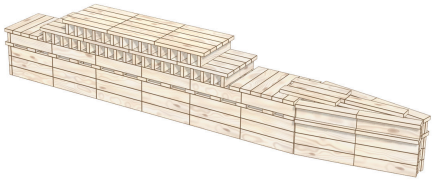

Cover these windows with 15 planks laid flat: 3 rows of 5 planks side by side. It's normal if it sticks out very slightly!

10

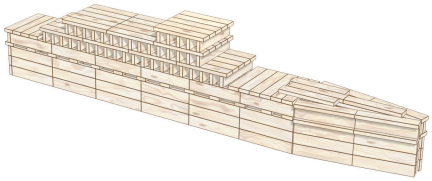

At the front of the upper deck, stand 5 planks on edge, right above the windows below, then cover them with 5 flat planks. This is the bridge, the cabin the captain steers the ferry from.

BRAVO!

11

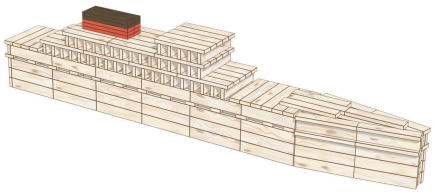

Behind the bridge, stack 5 levels of 2 planks side by side, laid flat: this is the funnel that lets the smoke out. Cast off!