Church

Difficulty :

Pieces : ~154

Age : +8

Duration : ~60 min



1

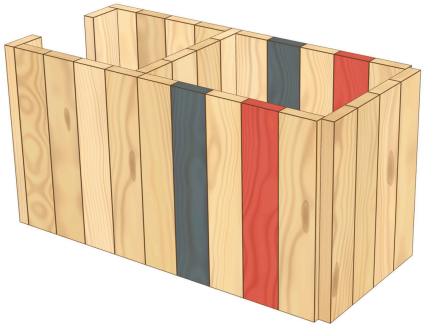

Stand 2 walls of 5 planks facing each other: this is the nave, the hall of the church. The coloured planks are the windows. Close the far end, and build the tower square, leaving a door.

2



Lay 2 planks flat on top of the nave walls, then 5 planks across the tower. The plank above the door is the lintel.

3



Cross 4 rows of flat planks on the nave, each one wider. This deck sticks out past the walls: it is the overhang that will carry the roof.

4



Stack 13 planks flat in the middle of the deck, well lined up. This column is the ridge, the top of the roof the two sides will lean on.

5



Stand a stop on edge at each side of the deck. Lean 5 planks side by side against the column on each side, then top the ridge with 2 planks.

6

SUPER !



Build the tower square again with 16 standing planks, with no door this time, then cover it with 5 flat planks along the nave.

WOODELS
BUILDING IMAGINATION

Church



7



Build a third square of 16 standing planks: this is the belfry, where the bells hang. Cover it with 5 flat planks to hold the spire.

8



In the middle of the floor, stand 9 planks tightly in a row, then 3 on each side. This solid cross holds the spire.

9



Lean 4 planks against the ends of the cross, then 4 more in the corners, wedged between two arms. The spire has eight sides.

10



Lay 2 planks flat in a cross on top of the spire, then stand one last plank in the middle, along the one below it. Your church is finished!

BRAVO!

WOODELS
BUILDING IMAGINATION