Building (2D)

Difficulty :

Pieces : ~17

Age : +4

Duration : ~5 min



1



Lay 2 planks flat, end to end: this is the pavement. Just above, in the middle, add a plank to build the foundation of the building.

2



On the left end of the foundation, we are going to build the first wall at a right angle. Place 3 planks in a line, going up towards the top of your design.

3



Do the same on the right! Three planks in a line, nice and parallel to the first wall.

4

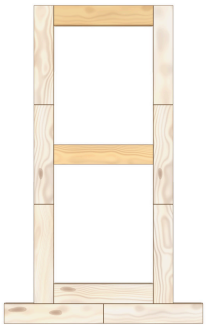

Between the two walls, lay one plank in the middle for the floor that separates the 2 storeys, and one at the very top for the roof.



5

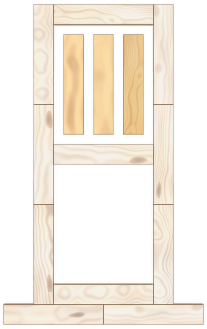

In the top storey, lay 3 planks side by side in the square, with a small gap between them. These are the building's windows.

BRAVO!

6



Do the same in the lower storey, between the floor and the window sill. Your building is finished!

WOODELS
BUILDING IMAGINATION